

Scaled data based on original data using
LM-79-08 Approved Method: Electrical and Photometric Measurements of Solid-
State Lighting Products

Test Report Prepared for
Cooper Lighting Solutions
(formerly Eaton)

Brand: McGRAW-EDISON

Report Number: P228731

Luminaire Tested: **ISS-AF-XXX-LED-E1-RW-8030-XXB**

Issue Date: 3/3/2020

Test Information

Test Method: LM-79-08
Report Number: P228731
TEST IS SCALED FROM IESNA LM-79-08 TEST DATA (P29765)
Test Lab: INNOVATION CENTER-P2
Issue Date: 3/3/2020
Manufacturer: COOPER LIGHTING SOLUTIONS (FORMERLY EATON)
Product Line: MCGRAW-EDISON
Catalog Number: ISS-AF-XXX-LED-E1-RW-8030-XXB
Description: IMPACT ELITE LED QUATER SPHERE LUMINAIRE, EMERGENCY MODE WITH BATTERY BACKPACK BOX LIGHT SQUARE WITH ACCUELED OPTICS-RECTANGULAR WIDE TYPE I
Light Source: (16) 3000K CCT, 80 CRI LEDs
Ballast/Driver: ELECTRONIC DRIVER

Summary

Lumens per Lamp: N/A
Luminaire Lumens: 517 lumens
Efficiency: N/A
Efficacy: 39.8 lumens/watt
Luminous Opening: Rectangular (W 0.5' x L: 0.5' x H: 0')
IES Classification: Type II - Medium - Full Cutoff
BUG Rating: B0 - U0 - G0

Input Watts (W): 13
Input Voltage (V): 120
Input Current (Ain): NR
Voltage Rise (V): NR
Power Factor: NR
Total Harmonic Distortion (THDi): NR
Frequency (hertz): 60
Stabilization Time: NR
Operation Time: NR
Ambient Temperature (°C): NR
Test Distance: 25 FT

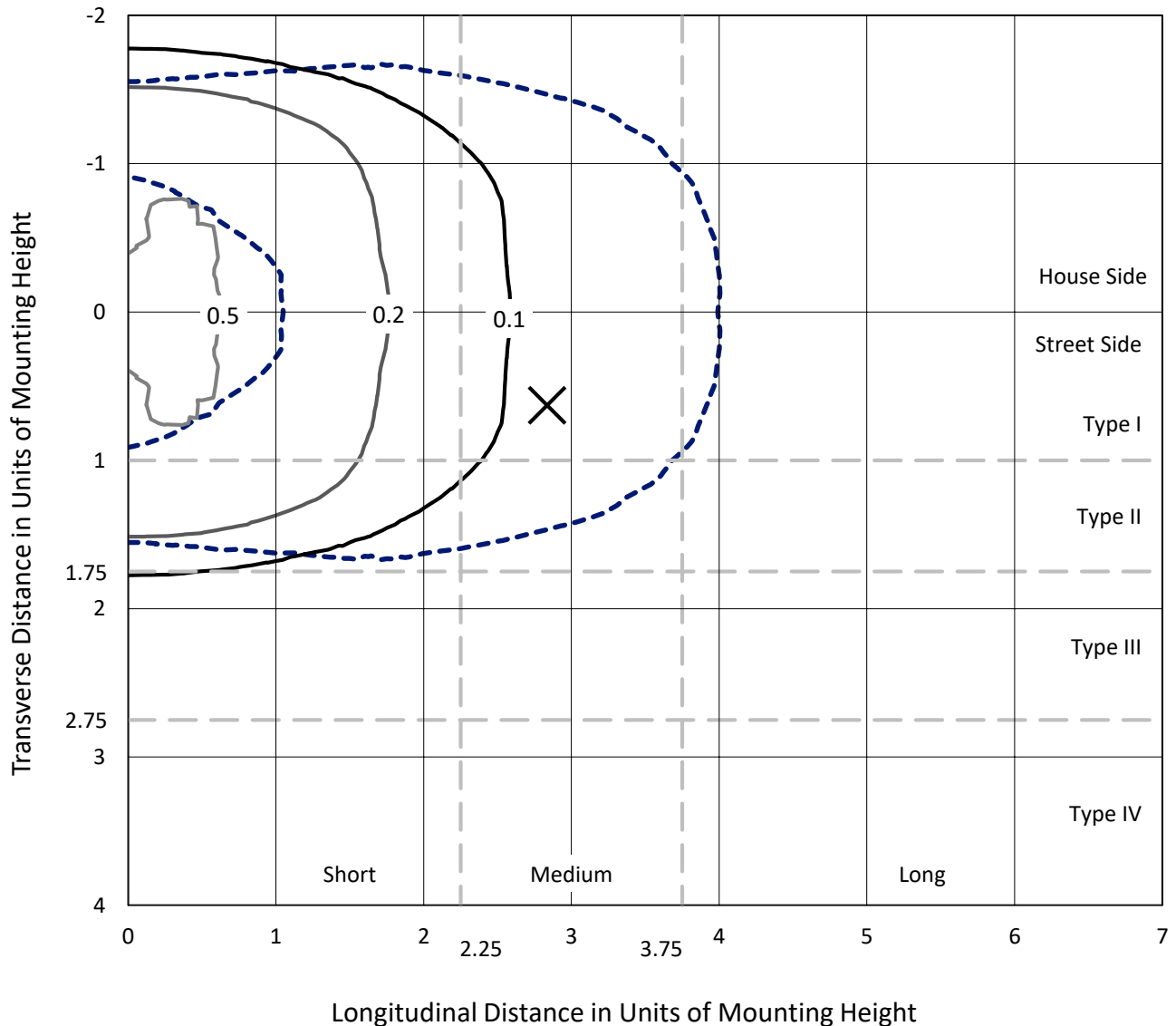


REPORT NUMBER: P228731

CATALOG NUMBER: ISS-AF-XXX-LED-E1-RW-8030-XXB

Iso-Footcandle Lines of Horizontal Illumination

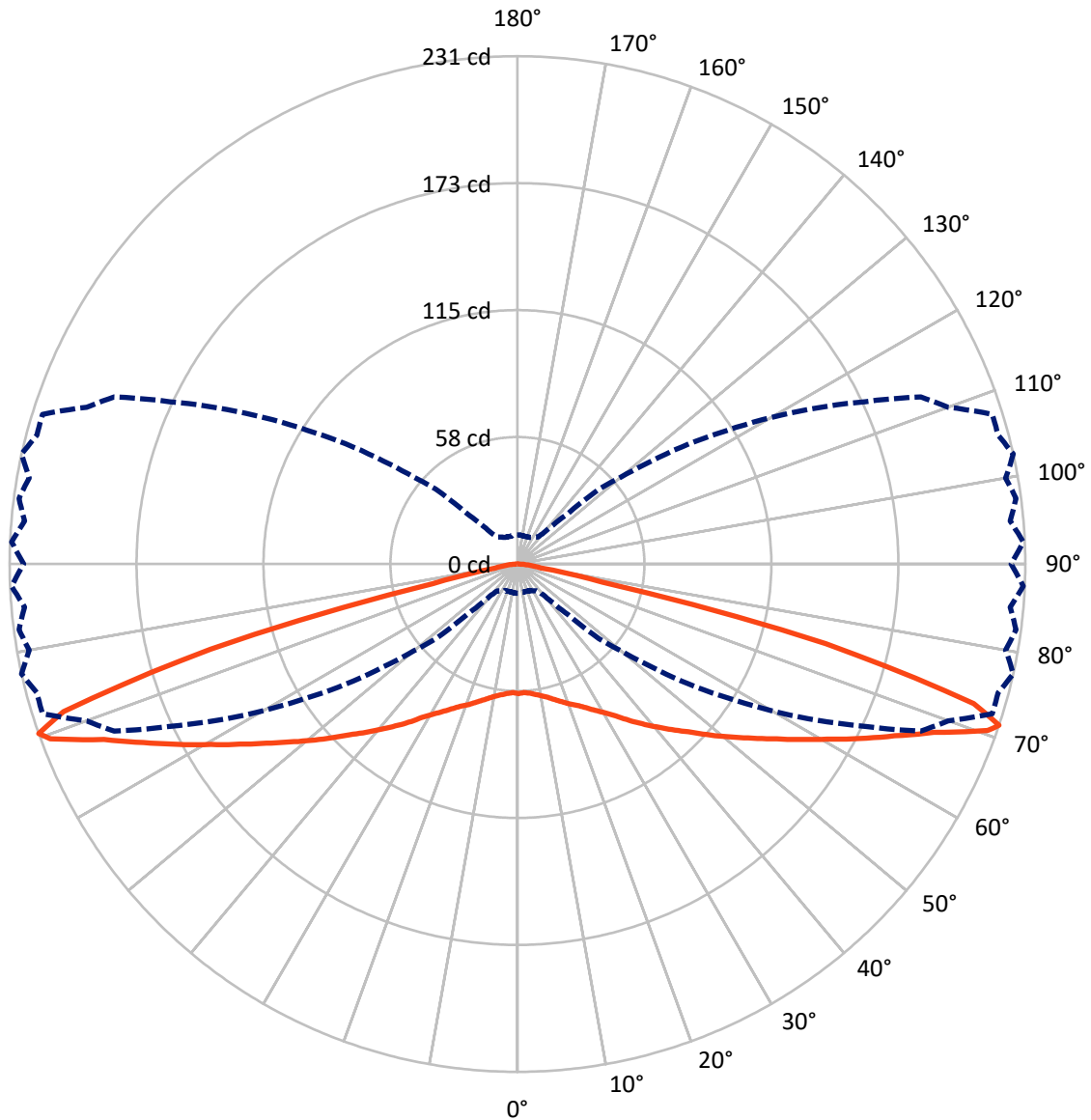
× Max cd
 - - - 1/2 Max cd



Based on 10 foot mounting height. Maximum calculated value = 0.6 fc
 Type II - Medium - Full Cutoff

REPORT NUMBER: P228731
CATALOG NUMBER: ISS-AF-XXX-LED-E1-RW-8030-XXB

Luminous Intensity Polar Plot



— Vertical Plane Through 77.5-Deg Lateral - - - Horizontal Cone Through 71-Deg Vertical

REPORT NUMBER: P228731

CATALOG NUMBER: ISS-AF-XXX-LED-E1-RW-8030-XXB

FLUX DISTRIBUTION:

		Downward	Upward	Total
House Side	Lumens	258.5	0.0	258.5
	% Fixture	50.0	0.0	50.0
Street Side	Lumens	258.5	0.0	258.5
	% Fixture	50.0	0.0	50.0
Total	Lumens	517.0	0.0	517.0
	% Fixture	100.0	0.0	100.0

Coefficient of Utilization

ZONAL LUMENS:

Zone	Lumens	% Fixture
0°-10°	5.7	1.1
10°-20°	17.8	3.4
20°-30°	33.3	6.4
30°-40°	57.9	11.2
40°-50°	94.4	18.3
50°-60°	130.3	25.2
60°-70°	123.6	23.9
70°-80°	50.9	9.8
80°-90°	3.1	0.6
90°-100°	0.0	0.0
100°-110°	0.0	0.0
110°-120°	0.0	0.0
120°-130°	0.0	0.0
130°-140°	0.0	0.0
140°-150°	0.0	0.0
150°-160°	0.0	0.0
160°-170°	0.0	0.0
170°-180°	0.0	0.0
0°-90°	517.0	100.0
0°-180°	517.0	100.0



REPORT NUMBER: P228731

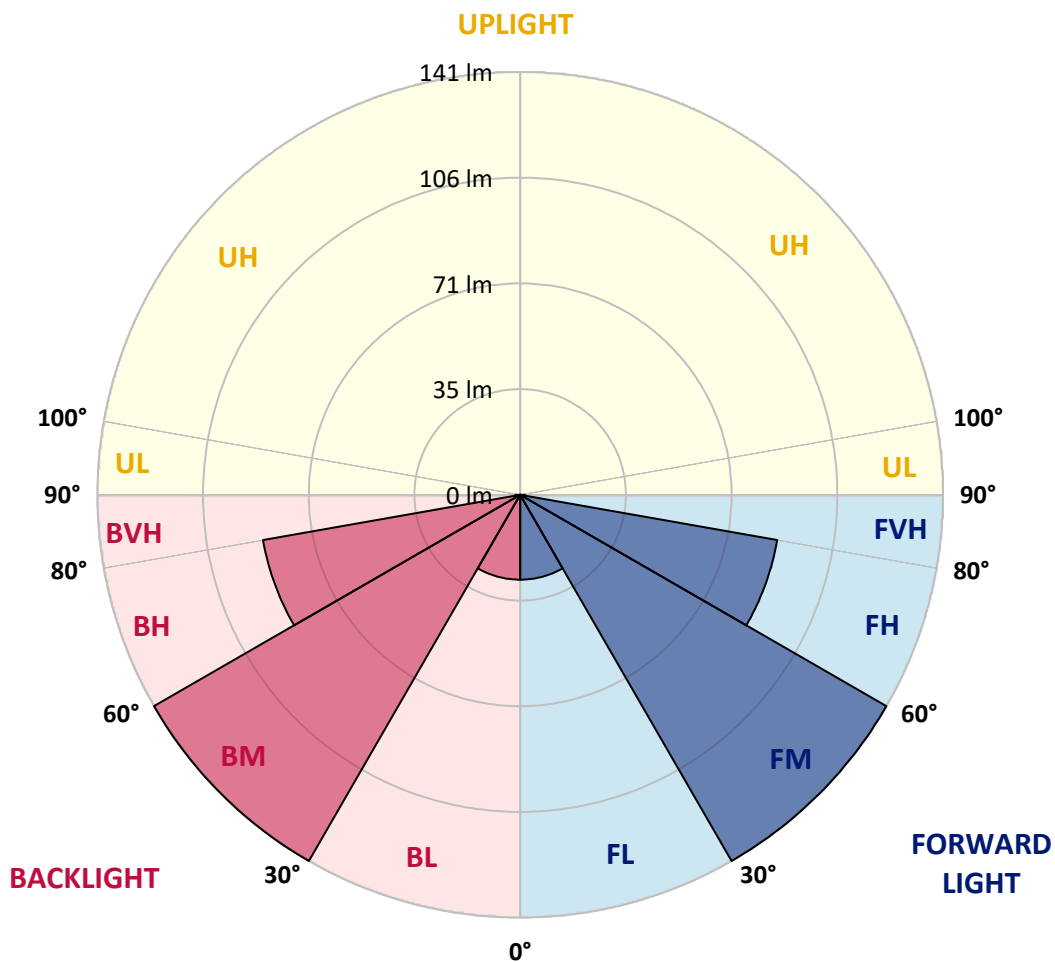
CATALOG NUMBER: ISS-AF-XXX-LED-E1-RW-8030-XXB

LUMINAIRE CLASSIFICATION SYSTEM LUMEN TABLE AND BUG RATING:

Zone	Lumens	% Fixture	Zone Rating/Lumen Limit		
			B	U	G
FL (0°-30°)	28.4	5.5			
FM (30°-60°)	141.3	27.3			
FH (60°-80°)	87.3	16.9			G0/660
FVH (80°-90°)	1.5	0.3			G0/10
BL (0°-30°)	28.4	5.5	B0/110		
BM (30°-60°)	141.3	27.3	B0/220		
BH (60°-80°)	87.3	16.9	B0/110		G0/110
BVH (80°-90°)	1.5	0.3			G0/10
UL (90°-100°)	0.0	0.0		U0/0	
UH (100°-180°)	0.0	0.0		U0/0	

BUG Rating: B0-U0-G0

Type II Medium





REPORT NUMBER: P228731

CATALOG NUMBER: ISS-AF-XXX-LED-E1-RW-8030-XXB

CANDELA DISTRIBUTION (FULL):

	0°	5°	15°	25°	35°	37.5°	40°	42.5°	45°	47.5°	50°
0°	58.9	58.9	58.9	58.9	58.9	58.9	58.9	58.9	58.9	58.9	58.9
2.5°	58.7	58.5	58.7	58.7	58.9	58.9	58.9	58.9	58.7	59.0	59.0
5°	58.7	58.7	58.9	58.9	59.2	59.6	59.0	59.2	59.4	59.2	59.6
7.5°	58.7	58.7	58.7	59.0	59.6	59.9	59.6	59.7	60.1	60.1	60.4
10°	58.2	58.0	58.4	59.0	59.9	60.4	60.2	60.9	60.8	60.9	61.3
12.5°	57.3	57.3	58.0	59.0	60.6	60.9	61.1	61.4	61.9	61.8	62.3
15°	57.5	57.7	58.4	59.7	61.6	61.9	62.1	62.1	63.0	62.6	63.7
17.5°	58.7	58.9	59.6	60.9	63.1	63.1	63.3	63.7	64.9	64.2	65.5
20°	60.6	60.8	61.4	63.0	65.0	64.9	65.2	65.5	67.1	66.4	67.8
22.5°	62.8	63.1	64.0	65.7	67.9	66.9	67.6	68.3	69.8	68.6	70.5
25°	65.9	66.4	67.3	69.1	71.5	70.3	71.0	71.5	73.2	71.5	73.4
27.5°	70.3	70.7	71.4	73.4	75.5	74.6	75.0	75.3	77.4	75.5	77.5
30°	75.6	76.2	76.8	78.7	80.8	79.4	80.1	80.4	82.1	80.3	82.0
32.5°	82.3	82.8	83.7	85.4	87.1	85.1	85.2	85.7	87.4	85.6	87.4
35°	90.2	90.5	91.7	93.8	95.0	91.7	91.9	91.9	94.1	91.6	93.6
37.5°	98.4	98.7	100.1	102.2	103.5	99.9	99.9	100.1	102.2	99.3	101.1
40°	107.0	108.0	109.5	111.6	112.6	108.5	108.8	108.7	111.1	107.6	109.5
42.5°	115.5	116.4	118.6	121.0	122.2	118.1	118.3	117.7	120.1	116.5	118.1
45°	122.9	123.6	126.3	129.7	131.6	127.3	127.3	127.3	129.7	125.3	127.2
47.5°	128.9	129.4	132.3	137.2	140.3	136.1	136.4	135.7	139.3	133.8	136.4
50°	133.1	133.3	137.1	142.7	148.0	144.1	144.6	144.9	148.4	143.6	145.8
52.5°	134.5	134.9	139.1	146.0	153.7	151.1	153.0	153.7	156.8	151.6	154.7
55°	129.7	130.6	137.1	147.2	157.6	156.8	159.0	160.4	164.3	160.0	163.3
57.5°	113.6	114.7	123.7	140.3	158.5	159.8	162.9	165.1	170.8	168.2	171.8
60°	90.7	91.6	100.8	120.8	147.7	156.1	163.1	169.4	175.2	175.8	180.4
62.5°	62.3	63.5	72.4	91.6	124.2	135.4	145.5	155.9	165.7	177.5	183.5
65°	30.5	31.1	38.7	57.2	91.2	105.4	117.2	131.9	141.0	158.0	167.7
67.5°	16.8	16.8	18.0	23.8	48.8	62.8	75.5	94.0	103.2	124.1	136.6
70°	14.0	14.0	13.7	14.5	18.5	21.9	28.4	39.0	51.9	72.9	84.2
71°	13.3	13.2	13.0	13.3	14.9	15.6	18.3	24.0	32.5	50.3	61.4
72.5°	12.5	12.2	11.6	11.8	12.7	12.7	13.2	14.0	17.3	23.6	31.7
75°	10.8	10.4	9.9	9.9	10.1	10.3	10.4	10.8	11.0	11.3	12.7
77.5°	8.9	8.6	8.0	8.0	7.9	8.0	8.4	8.6	8.2	8.9	9.1
80°	6.8	6.3	6.2	6.2	6.0	5.8	5.8	5.8	6.0	6.3	6.5
82.5°	4.3	3.9	4.1	3.9	3.8	3.8	3.8	3.8	3.9	3.9	4.3
85°	2.1	2.1	2.2	2.1	1.7	1.7	1.5	1.4	1.5	1.4	1.7
87.5°	0.0	0.0	0.0	0.0	0.0	0.0	0.0	0.0	0.0	0.0	0.2
90°	0.0	0.0	0.0	0.0	0.0	0.0	0.0	0.0	0.0	0.0	0.0



REPORT NUMBER: P228731

CATALOG NUMBER: ISS-AF-XXX-LED-E1-RW-8030-XXB

CANDELA DISTRIBUTION (continued):

	52.5°	55°	57.5°	60°	62.5°	65°	67.5°	70°	72.5°	75°	77.5°
0°	58.9	58.9	58.9	58.9	58.9	58.9	58.9	58.9	58.9	58.9	58.9
2.5°	58.5	58.9	58.7	58.9	58.5	58.9	58.4	58.9	58.7	58.9	58.5
5°	59.0	59.6	59.0	59.7	59.0	59.7	59.0	59.7	59.2	59.7	59.0
7.5°	59.6	60.6	59.9	60.8	59.9	60.9	59.9	60.9	60.2	61.1	59.9
10°	60.6	61.8	60.8	61.8	60.8	61.9	60.8	62.1	61.1	62.5	60.9
12.5°	61.4	62.8	61.8	63.1	61.6	63.5	61.9	64.0	62.3	64.3	62.3
15°	62.6	64.3	63.3	64.9	63.3	65.4	63.5	65.9	64.0	66.2	64.0
17.5°	64.3	66.2	64.9	66.7	65.0	67.3	65.2	67.8	65.9	68.1	65.9
20°	66.7	68.3	66.9	69.0	67.1	69.1	67.4	69.5	67.9	70.0	67.9
22.5°	69.5	70.8	69.8	71.0	69.3	71.0	69.3	71.0	69.8	71.5	69.8
25°	72.6	73.6	72.4	73.6	72.0	73.4	71.9	73.2	72.0	73.6	72.4
27.5°	76.7	77.2	75.8	76.8	75.0	76.3	74.6	76.0	74.8	76.2	75.3
30°	81.1	81.6	80.3	80.9	78.9	79.7	77.9	79.1	78.0	79.1	78.5
32.5°	86.1	86.8	85.2	85.6	83.9	84.0	82.5	83.0	82.1	82.5	82.3
35°	91.7	92.6	90.9	91.4	89.5	89.5	88.1	88.0	87.6	87.3	87.3
37.5°	98.9	99.3	97.9	97.9	95.7	95.7	94.0	94.0	93.3	92.6	92.2
40°	106.8	107.0	104.7	104.6	102.3	102.3	100.5	99.9	98.7	97.9	97.4
42.5°	115.2	115.0	111.7	112.1	108.8	109.0	106.6	106.1	104.9	103.9	102.9
45°	123.7	123.0	119.8	119.6	115.9	116.0	113.1	112.8	111.1	110.0	108.8
47.5°	132.5	132.1	128.5	127.7	123.7	123.6	119.8	119.8	118.1	117.1	115.9
50°	141.5	141.4	137.2	136.7	132.6	131.9	127.5	127.5	125.4	125.1	123.4
52.5°	151.5	150.8	146.3	146.1	142.2	141.7	136.9	136.6	133.5	133.3	131.4
55°	161.2	160.0	157.1	155.7	151.8	151.6	147.3	146.5	142.6	142.6	140.2
57.5°	170.1	169.1	166.7	165.5	161.7	161.2	156.6	156.6	153.2	153.0	150.4
60°	179.3	179.7	177.1	176.6	173.0	172.8	168.2	168.2	164.8	164.6	161.7
62.5°	187.2	190.6	189.6	190.0	186.9	186.4	181.7	181.4	177.5	177.0	174.6
65°	179.5	191.5	199.2	204.3	204.0	203.8	199.4	198.7	193.7	192.4	188.4
67.5°	150.8	166.3	180.4	195.8	207.1	215.6	218.2	217.2	212.9	209.0	204.2
70°	101.0	118.9	136.7	155.9	175.2	194.1	213.4	221.8	230.7	227.6	226.8
71°	76.8	95.3	113.1	133.3	153.8	174.7	198.5	208.4	226.4	226.2	230.9
72.5°	43.3	59.7	78.7	96.3	115.7	137.2	161.7	172.7	198.5	203.6	217.0
75°	13.9	19.0	25.2	39.7	51.7	71.4	89.5	100.5	117.6	126.1	144.8
77.5°	9.2	10.3	10.6	12.3	13.9	19.7	26.7	32.7	35.9	37.6	39.5
80°	6.7	7.2	7.5	8.4	8.6	9.6	9.6	10.6	10.4	11.1	10.6
82.5°	4.3	4.8	5.0	5.3	5.5	6.2	6.5	7.2	7.2	7.5	7.4
85°	2.1	2.4	2.4	2.7	2.7	3.3	3.3	3.8	3.8	4.3	4.1
87.5°	0.2	0.2	0.2	0.3	0.3	0.3	0.5	0.7	0.7	0.7	0.7
90°	0.0	0.0	0.0	0.0	0.0	0.0	0.0	0.0	0.0	0.0	0.0



REPORT NUMBER: P228731

CATALOG NUMBER: ISS-AF-XXX-LED-E1-RW-8030-XXB

CANDELA DISTRIBUTION (continued):

	80°	82.5°	85°	87.5°	90°
0°	58.9	58.9	58.9	58.9	58.9
2.5°	59.0	58.9	59.0	58.7	59.0
5°	59.9	59.2	60.1	59.2	60.1
7.5°	61.3	60.4	61.4	60.1	61.3
10°	62.5	61.3	62.6	61.3	62.5
12.5°	64.5	62.6	64.9	62.6	64.9
15°	66.6	64.3	67.1	64.7	66.9
17.5°	68.5	66.4	69.0	66.6	68.8
20°	70.2	68.3	70.5	68.1	70.5
22.5°	71.9	70.7	72.4	70.7	72.4
25°	74.1	73.2	74.4	73.2	74.4
27.5°	76.7	76.3	77.0	76.2	77.2
30°	79.6	79.7	79.9	79.7	80.1
32.5°	83.2	84.0	83.7	83.7	83.7
35°	88.1	89.7	88.6	89.0	88.8
37.5°	92.8	95.0	93.6	94.1	93.8
40°	97.9	99.4	99.1	99.1	98.7
42.5°	103.5	105.4	104.9	105.1	104.7
45°	109.7	111.4	110.7	110.6	110.7
47.5°	116.7	118.6	117.7	117.6	117.7
50°	124.1	126.3	125.6	125.3	125.6
52.5°	132.1	134.9	134.5	134.2	134.7
55°	141.5	144.1	143.8	144.1	144.3
57.5°	150.9	153.8	153.2	154.0	154.4
60°	162.7	164.5	164.6	164.8	165.0
62.5°	174.7	175.4	175.9	176.4	176.6
65°	188.6	188.8	189.1	188.6	189.1
67.5°	201.9	200.7	200.6	201.1	201.4
70°	222.6	222.6	220.9	223.3	221.3
71°	225.4	228.6	224.9	230.2	224.5
72.5°	212.0	218.0	213.7	218.5	212.9
75°	147.5	161.4	161.2	168.1	162.6
77.5°	40.9	38.3	40.9	35.3	33.7
80°	11.1	10.1	11.0	9.2	10.4
82.5°	7.4	6.3	6.2	5.0	5.3
85°	4.3	3.3	3.3	2.6	2.7
87.5°	0.7	0.2	0.7	0.3	0.5
90°	0.0	0.0	0.0	0.0	0.0

(END OF REPORT)